

TYPE E H

Features

- Manufactured from electrolytic copper tubing and strip stock
- Compact design
- Range taking
- Re-usable
- Suitable for use in circuits rated 35KV or less, proper high voltage spacing and insulation techniques must be used
- V-bottom collar
- Two mounting holes
- Rated to 90° C

Benefits

- Provides maximum conductivity and strength
- Saves space and reduces installation time
- Permits inventories to be kept to a minimum
- Provides efficient use and flexibility in the field
- Application versatility
- Wires are wedged between arched pressure bar and collar establishing positive contact and firm permanent grip
- Acts as anti-rotation device and prevents turning in safety switches, control equipment etc.


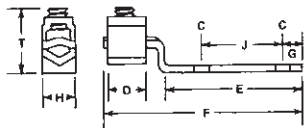


Fig. 1


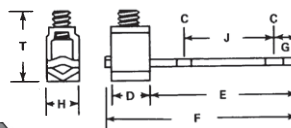


Fig. 2

Catalog Number	Figure Number	Wire Range Copper	Bolt Size	Dimensions								Hex Size
				C	D	E	F	G	H	J	T	
E-35	1	6-14 & List Comb. (A)	#10	13/64	7/16	1-1/2	2-1/4	7/32	3/8	1	3/4	Slot
E-70	1	2-8 & List Comb. (B)	1/4	17/64	1/2	1-1/2	2-7/16	1/4	1/2	1	1	Slot
E-125	1	1/0-6	1/4	17/64	5/8	1-7/8	2-15/16	7/16	5/8	1	1-11/32	Slot
E-225	1	4/0-2	5/16	11/32	1	2-5/32	3-19/32	1/2	1	1	1-13/16	7/32
E-300	1	350kcmil-1/0	3/8	13/32	1-1/4	3-11/16	5-11/16	13/16	1	1-7/8	2-5/8	5/16
E-400	1	500kcmil-1/0	3/8	13/32	1-1/2	3-13/16	6	15/16	1-1/2	1-3/4	2-3/4	5/16
E-650	1	1000kcmil-600kcmil	1/2	17/32	1-7/8	3-9/16	6-1/4	1-3/16	2	1-3/4	3-11/16	3/8
H-35	2	6-14 & List Comb. (A)	#10	13/64	7/16	1-5/8	2-1/8	7/32	3/8	1	11/16	Slot
H-70	2	2-8 & List Comb. (B)	1/4	17/64	1/2	1-7/8	2-1/2	1/4	1/2	1	31/32	Slot
H-225	2	4/0-2	5/16	11/32	1	2-7/32	3-3/8	1/2	1	1	1-21/32	7/32
H-400	2	500kcmil-1/0	3/8	13/32	1-1/2	3-15/16	5-5/8	15/16	1-1/2	1-3/4	2-9/16	5/16
H-650	2	1000kcmil-600kcmil	1/2	17/32	1-7/8	4-3/4	6-7/8	1-3/16	2	1-3/4	3-11/16	3/8

All wire sizes, unless noted otherwise, are American Wire Gauge (AWG)

(A) UL Listed wire combinations: (2) #10; (2) #12; (2) #14; (1) #12 and (1) #14; (1) #10 and (1) #12

(B) UL Listed wire combinations: (1) #8 and (1) #4; (1) #8 and (1) #6; (2) #4; (3) #8; (3) #6; (2) #8 and (1) #4; (2) #8 and (1) #6; (1) #6 and (1) #4; (2) #6

Tested to UL 486A/B, UL File E6207